SERVIÇO DE INFORMAÇÃO AO CIDADÃO
Janeiro/2024
Departamento de Administração
Centro de Gestão de Contratos

1. Quantidade de Contratos Firmados

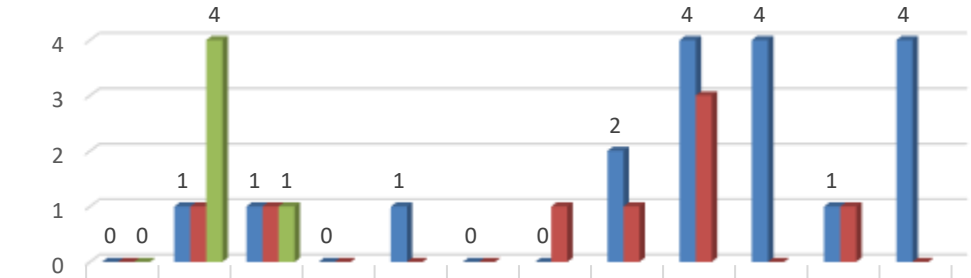

	jan	fev	mar	abr	mai	jun	jul	ago	set	out	nov	dez
2022	0	1	1	0	1	0	0	2	4	4	1	4
2023	0	1	1	0	0	0	1	1	3	0	1	0
2024	0	4	1									

2. Indicadores de pagamentos Utilidade Pública – Água

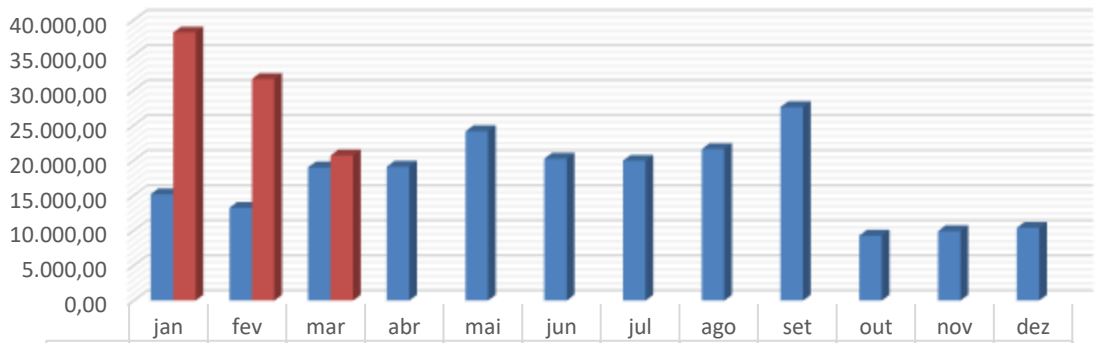

	jan	fev	mar	abr	mai	jun	jul	ago	set	out	nov	dez
2023	15.165	13.233	18.999	19.107	24.162	20.238	19.947	21.616	27.595	9.261,	9.903,	10.383
2024	38.234	31.604	20.701									

3. Indicadores de pagamentos Utilidade Pública - Energia

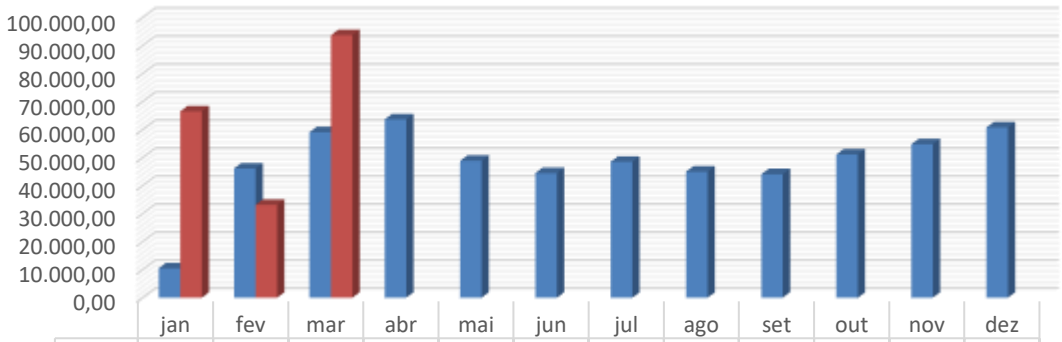

	jan	fev	mar	abr	mai	jun	jul	ago	set	out	nov	dez
2023	10.516	46.159	59.114	63.667	48.887	44.484	48.549	45.016	44.105	51.137	54.846	60.789
2024	66.574	33.165	93.740									

4. Indicadores de pagamentos – Telefonia

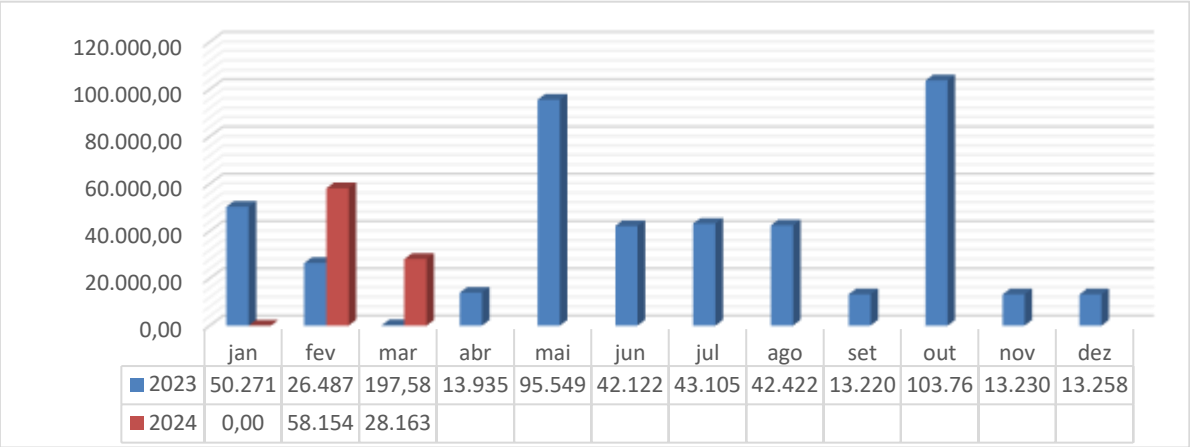

5. Indicadores de pagamentos – Aluguel

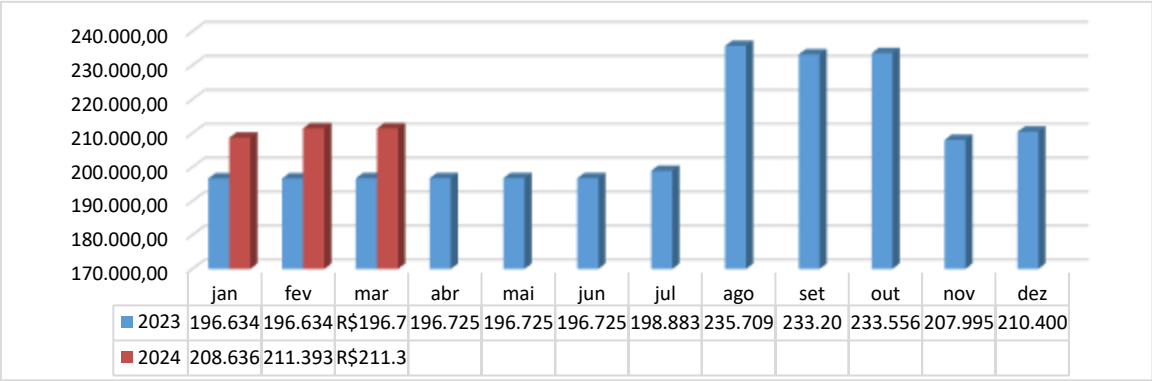
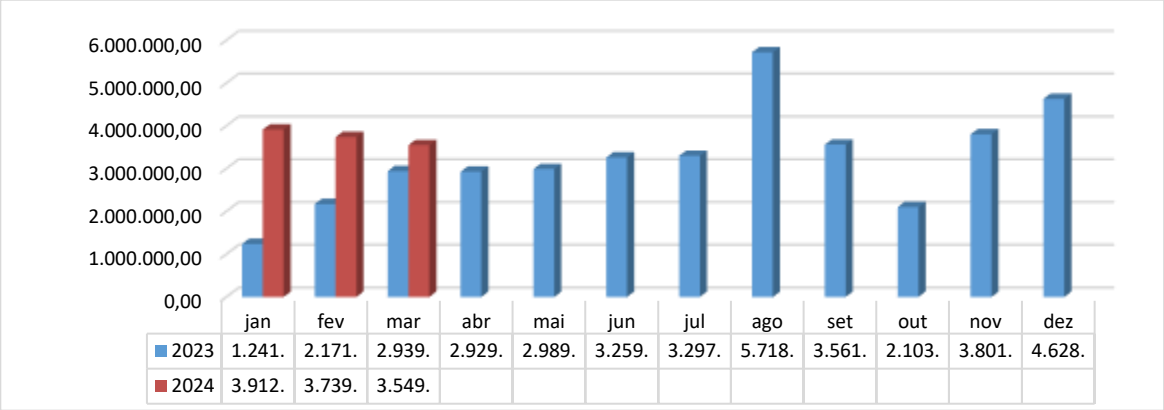
6. Indicadores de Pagamentos – Terceirizados